



山西理工职业学院





南昌理工學院

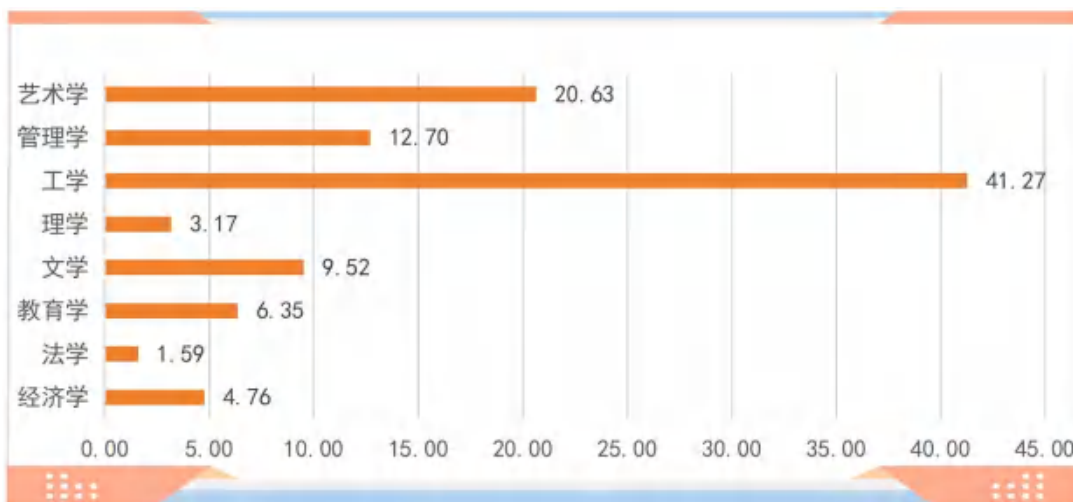
Nanchang Institute Of Technology

	- 1 -
	- 2 -
	- 3 -
	- 3 -
	- 6 -
	- 9 -
	- 11 -
	- 11 -
1.	- 11 -
2	- 12 -
3	- 12 -
4	- 13 -
	- 13 -
1.	- 13 -
2	- 14 -
	- 14 -
	- 16 -
	- 16 -
1.	- 16 -
2	- 17 -
3	- 18 -
	- 18 -
	- 19 -
	- 20 -
	- 21 -
	- 22 -
	- 22 -
	- 23 -
	- 23 -
	- 24 -
1.	- 24 -

2	- 25-
3	- 25-
	- 26-
1.	- 26-
2	- 27-
3	- 27-
	- 28-
1.	- 28-
2	- 28-
3	- 28-
4	- 28-
	- 28-
1.	- 28-
2	- 29-
3	- 29-
	- 29-
	- 29-
	- 30-
	- 31-
	- 31-
	- 32-
	- 32-
	- 33-

			1999	5		2001	4	
								2005 5
								2009 4
2012	11							
		2016	4					2017 4
				"	"			2018
2						2018	11	
						2021		
		"	"					
			3000			90		
	18			63				3
								"
		"						
		"						" "
"								

	63	26	41.27%	2	3.17%
6	9.52%	3	4.76%	8	12.70%
13	20.63%	4	6.35%	1	1.59%



1

%

30833

17379

56.36%

1

		17379
()		13434
		3
		3
		17
		5884

1

"

"

"

"

"

"

		"			"
2023	63		53		31
	29		9		
40		5800	5798		5413
		864	99.97%		93.36%
	3508			16	14

2

	A	36	440	463. 58	23. 58	
	A	31	427	452. 84	25. 84	
		8	448	457. 75	9. 75	
		25	431	458. 56	27. 56	
		18	453	462. 72	9. 72	
	A	28	420	434. 21	14. 21	
	A	30	337	363. 83	26. 83	
		51	439	485. 98	46. 98	
		33	433	482. 58	49. 58	
	A	11	428	454. 55	26. 55	
	A	19	347	385. 74	38. 74	
	A	13	477	491. 46	14. 46	
	A	19	371	393. 11	22. 11	
		43	483	529. 33	46. 33	
		29	439	463. 69	24. 69	
		17	430	461. 12	31. 12	
	A	18	465	488. 56	23. 56	
	A	41	409	454. 22	45. 22	
	A	13	341	377. 62	36. 62	

							ê
--	--	--	--	--	--	--	---

	A		24	458	484. 04	26. 04
	A		27	433	455. 74	22. 74
			10	472	482. 5	10. 5
	A		5	282	275. 6	-6. 4
	A		2	252	254. 5	2. 5
	A		18	354	365. 67	11. 67
	A		2	285	318	33
	A		53	285	313. 19	28. 19
	A		5	465	488	23
	A		8	405	421	16
			95	488	531. 15	43. 15
			8	406	449. 13	43. 13
			10	407	445. 3	38. 3

"

"

"

"

"

"

"

"

"

"

30%

"

"

"

10

"

"

886

82

29

1679

229

1793.5

31421.4

17.52 1

"

"

387

23.05%

542

32.28%

1451

86.42%

10

555

"

"

7

2

19

4

3

3

	1679	229	1793.5	17.52
	1629	236	1747.0	17.66

4

4


			%		%
		1679	/	229	/
		97	5.78	31	13.54
		62	3.69	26	11.35
		445	26.50	93	40.61
		297	17.69	57	24.89
		526	31.33	55	24.02
		440	26.21	35	15.28
		121	7.21	2	0.87
		76	4.53	0	0.00
		490	29.18	48	20.96
			337	20.07	56
		1114	66.35	107	46.72
		174	10.36	41	17.90
		54	3.22	25	10.92
35		725	43.18	52	22.71
	36- 45	593	35.32	65	28.38
	46- 55	221	13.16	56	24.45
	56	140	8.34	56	24.45

2 3 4



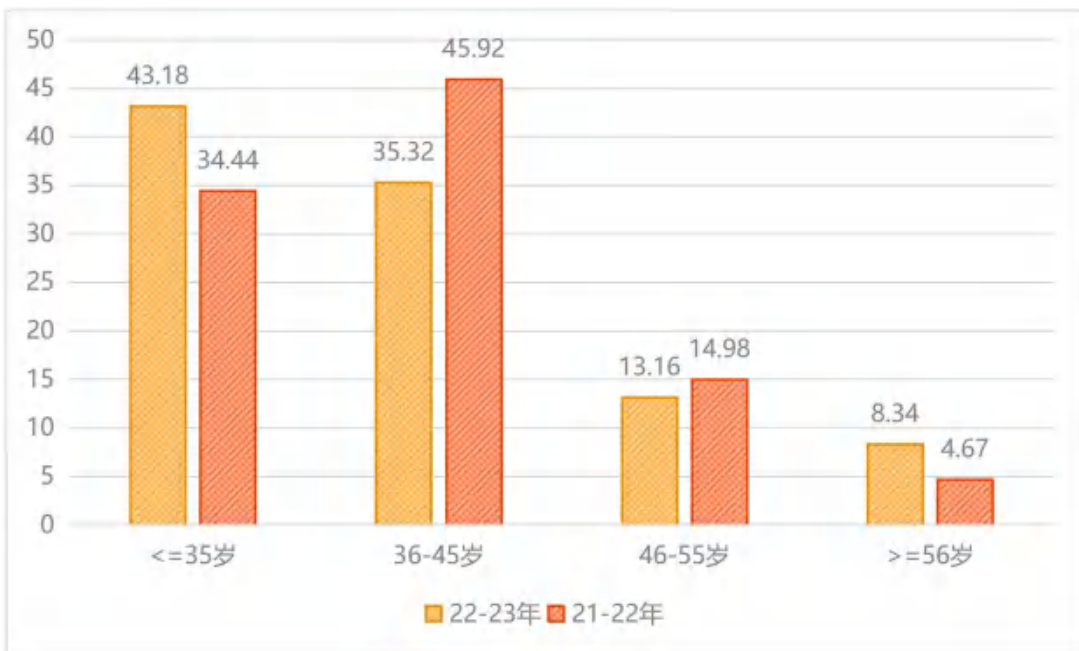
2

%



3

%



4

%

82			74		
		90.24%			804
	52.51%	1976		38.69%	
		213		13.91%	328
	6.42%			153	
9.99%	243		4.76%		
		679		44.35%	1659
	32.48%			497	
32.46%	1251		24.50%		

5 %

6 %

58.06% 54 428

52.71%

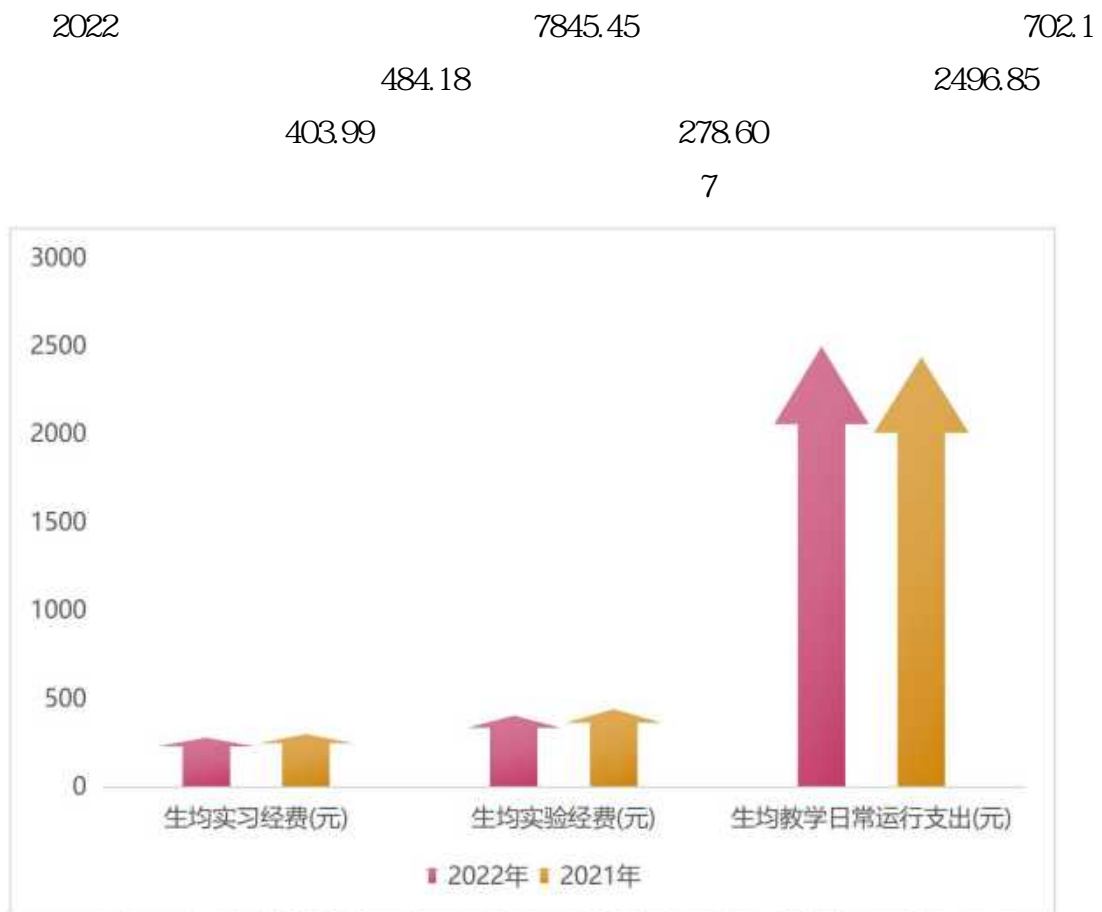


图7 近两年生均教学日常运行支出 生均实验经费 生均实习经费(元)

1.

93.14 m² 230.73 m² 74.83m²
30.21m²

553045.37m² 17.94m²
 193822.1m² 6.29m² 23552.06m²
 86521.0m² 0.76m² 2.81m²
 5

	2307314.02	74.83
	931376.20	30.21
	553045.37	17.94
	193822.1	6.29
	23552.06	0.76
	86521.0	2.81

5

2

1

11687 3 263 294 14090.86
 10
 0.75 2.36 13579.97
 2143.75 9.99%
 3
 " " " "
 " " " "

2

58814.19m²

7789		326.64		95829	
103.95		42.01		706.12	78007
2022		11.92		1685.89	
	68.35				

4.

1.

" 1269"				"	"
53					
10				1	
	63	5		60%	
	80%	" 2+6+N"			
	41.3%				
		66			66
100.00%		15		22.73%	

3000			—	
			6	
	CCAR-61	CCAR-91	CCAR-141	
		6		
3	"	"		2
		3		
			3	
				2
2	"		"	
		2		
				<
				>
				"
				"

30 70
30 2022 Java
2023 — — < >
13 50
" " " "
" " " "
" "
OBE
16 70
4983 2022 13 1500
SPOC 66 MOOC 4

6

6

		%	%	%
30		13. 95	2. 84	22. 20
		19. 55	8. 16	17. 63
31- 60		58. 62	48. 94	71. 32
		63. 33	4. 08	70. 53
61- 90		11. 47	10. 64	6. 12
		12. 25	0. 00	11. 28
90		15. 96	37. 59	0. 36
		4. 87	87. 76	0. 56

2022-2023

2055

34

24

96% 2022-2023

6

1.

1

1-2

3

90%

134
2
5
62
711
8.06%
2
3.23%

4

50%

30%

20%

8

" "

()

2022-2023

21 11
36
1 2
1 1
6 40 10 4
11 29
2022 " +"
16 4 3 9
2023
" +"
5 13 18

2022-2023 40
4000

" " " " " "

12 12 2022

2022-2023

4

-

" "

AI

11

2023 8

2022-2023

40

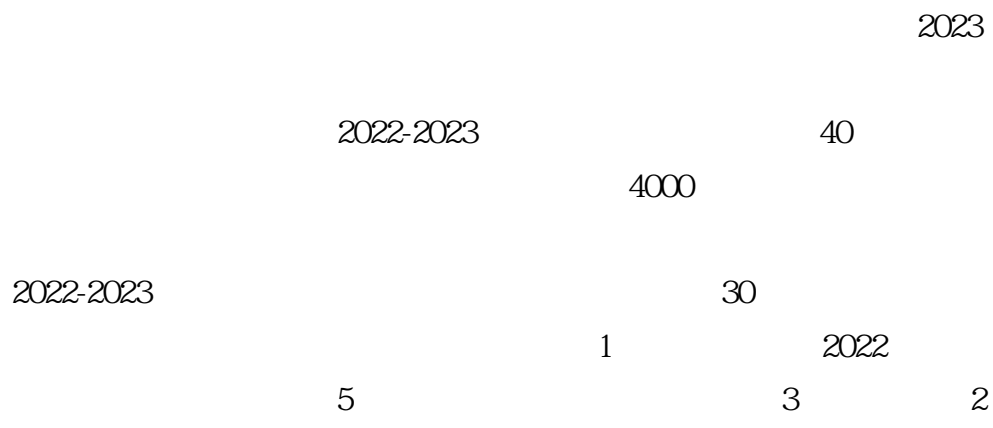
5

18

15.60

7 2022

	39
	1
	3
	2
	1
	3



OBE


"

"

"

"

"



2035

É

Aê b "

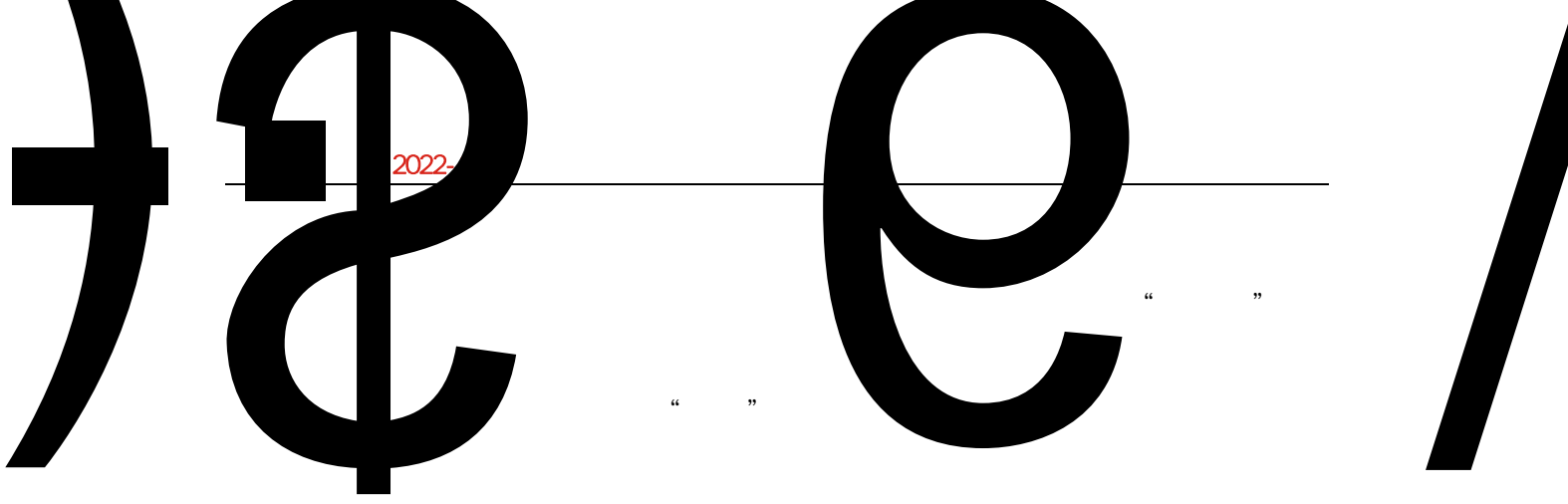
“ ”
OBE Outcomes b

836.11 2023 2434.39 1597.58
 8 2023 8

	%	%	%		%	%	%
	-	-	-		48.30	9.24	39.13
	65.66	14.76	30.57		59.60	16.19	37.83
	59.65	23.98	29.24		-	-	-
	44.70	11.06	47.00		-	-	-
	59.45	22.14	37.81		65.30	17.01	34.81
	-	-	-		65.44	20.10	53.91

“ ”
 “ ”

15.39 6.87
 32.81



2022-

“ ”

“ ”

“ ”

“ ”

“ ” “ ”

“ ” “ ” “ ” “ ”

“ ” “ ” “ ” “ ”

”

1.

2022

" " " "

2023 4

2023

" "

" "

1-2 1-3

" "

2

13 4 30.77%

8 61.54%

12 23.53% 17 33.33%

51

1

"

"

" " " " " "

6

3

160 93

17379 187:1

29	18.13%	25	15.63%
	134	83.75%	
9		3423.67:1	
“		”	
2022	8		

2

" " " "

- - / - " " +

+

" "

" "

" "

" " " " " "

" 12338"

" " " " " "

PDCA

3

1
" _ _ "

2

3

1.

2

3

4

1.

64x64xJ(SXf9) Å

f @ BA0 È+hjÀS7Z/n#5zD@.ù.P.#€'!"

2.

ú &1\$418 S€j0) Å
3.

- 0B@ Đ•€ Ä

xN0 00 057P '#!(j

2023

6126

Í Gyá-J CxGy0126

" %* 03-SXjSND

2023	8	31			78.53%
			67.93%	223	3.64%
42	0.87%				
		89			0.51%
443			2.55%		
2023					41%
					9.

9

目	去	人
届本科生就 去	府机构 (人)	44
	单 (人)	366
	企 (人)	3268
	部队 (人)	82
	参加国家地方 目就 (人)	61
	升 (人)	223
	灵活就 (人)	128
	创 (人)	60
	其 (人)	754
	届本科生就 区	国 (人)
港澳 地区 (人)		0
京津沪地区 (人)		281

	东部地区其 省份 (人)	1648
	东北地区 (人)	68
	江 省 (人)	1916
	部地区其 省份 (人)	337
	部地区 (人)	439

2023

96.75%

2022-2023

2023

2022

936

97.54%

33.44%

44.87%

19.23%

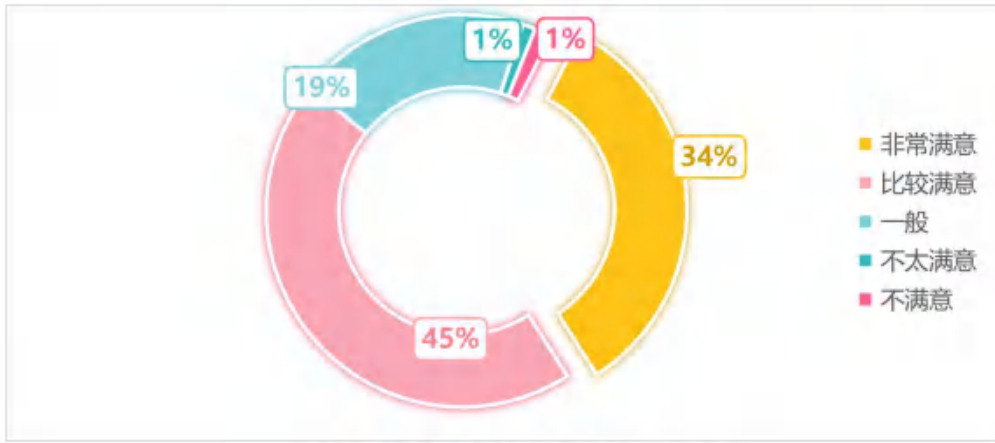


图8 用户对服务的评价

年份	非常满意	比较满意	一般	不太满意	不满意
2023	44	223	6126	38.6%	179
2022-2023	5	13	1964	3.6%	1



11

11

“

“

1

1

9

10

2022-2023

1

13

382

396

31

266

8

10

6

4

”

”

”

”

”

”

”

”

a

"

" "

" "

" "

"

"

"

2018

2022

"

"

,

"

"

"

'

'

"

"

"

"

"

"

"

+

+

+

"

"

"

"

"

"

"

"

"

'

'

"



2023

		"	"		
2019					
	Java		30		
	140			5375	
	9	12	29		5
133	287	537			
25		110			
	12795+				
	"				
"					
"		" "		" "	
		" "		"	
				" 12795+"	
" 12795+"			" 1"		"
" "		" "	" 2"		
	" 7"				
" 9"					
			" 5"		
" +"					OBE

2023

FA 8 31

82.33% È

2023

ÿ F ã î

v f

- \$

î

È Aî

h ð ð w

- F

È 7-

ÿ 7 F

Æ ã

! ¼ w é Ct £ 3+

Q È

?±\$! F4ÿCi, ' 7- f È)à ?±, ' 7-

µ Qi, ' C J ã. ã 5

§ 5j

1

, ã, 0 7 È * £

科学求索 厚德创新